


10




1

0

Guide explicatif

La gestion des émotions





1- Découper les bouches et les yeux.




2- Utiliser la gommette fournie pour coller les expressions sur le visage choisi.

3- Voici quelques possibilités pour s'amuser avec les émotions :

- *Demander à l'enfant de choisir les yeux et la bouche correspondant à une émotion spécifique.*
- *Pendant la lecture du livre, utiliser le visage pour nommer les émotions vécues par les personnages.*
- *Utiliser le visage pour aider l'enfant à nommer une émotion qu'il vit.*









1 0









1

0



1 0



1 0

